

Class: _____ Number: _____

Name: _____

Passive Tense Puzzle Race

Step 1: Solve the puzzles. Write the sentences.



Ex: Baseball is _____.

1. _____.

2. _____.

3. _____.

4. _____.

5. _____.

6. _____.

7. _____.

8. _____.

9. _____.

Class: _____ Number: _____

Name: _____

I have ~ since ...

Step 1: Change the sentences from “I have ~ for ...” to “I have ~ since ...”.

Ex: I have played baseball for 10 years.

1. You have had a dog for 7 years.

2. We have lived in Tokyo for 5 years.

3. I have played baseball for 10 years.

4. You have had a dog for 7 years.

5. We have lived in Tokyo for 5 years.

6. They have been learning English for 9 years.

7. John has been playing the violin for 20 years.

8. Ms. Takahashi has been married for 35 years.

Truth or Lie

Step 2: Please write two truths and one lie about yourself.

1

A. I have _____.

B. _____.

C. _____.

What is the lie?

signatures

2

A. I have _____.

B. _____.

C. _____.

What is the lie?

signatures

Class: _____ Number: _____

Name: _____






True or False

Step 1: Read the question. Choose if you think it is true or false.

O/X	Ask the teacher
	1. Have you visited Osaka before?
	2. Have you eaten natto before?
	3. Have you taught English for 3 years?
	4. Have you been a fan of The Beatles for a long time?
	5. Have you been interested in Japan for a long time?

Guess Who

Step 2: Choose a character. Answer your partner's questions.

	 Nick	 Yuki	 John	 Taro	 Tina
Have you been in Japan for 5 years?	O	O	O	O	X
Have you eaten sushi since Jr. High school.	X	X	X	O	X
Have you played tennis for 15 years?	O	O	X	O	O
Have you studied karate for 10 years?	O	X	X	X	X

“Have you...?” Pair Interview

Step 3: Please complete the questions. Interview 3 classmates.

Name:

1. been a 3rd year student for ...

2. liked _____ for ...
(favorite music group)

3. ridden a bicycle since ...

4. _____

5. _____

Class: _____ Number: _____

Name: _____

Make a Conversation

Step 1: Fill in the blanks. Make a conversation with your partner.

A: Hello, _____.

B: _____.

A: _____.

B: _____.

A: Would you

like _____?

B: _____.

A: How about _____?

B: _____.

A: _____.

B: _____.



Word Bank



... is almost ready.	Yes, please.	No, thank you.	I'm full.
The ... is delicious.	It's very good.	I'm sorry, I don't like ...	May I have ... ?
some cake	a cup of tea	some more	something to drink

Class: _____ Number: _____

Name: _____

Find Someone Who

Step 1: Interview your friends "Have you...". Have them sign your paper.

... eaten sushi?	... lived in Tokyo for 10 years?	... played baseball?	... been to Osaka?
Sign: _____	Sign: _____	Sign: _____	Sign: _____

Magic Number Game

Step 2: Interview your friends. Write the answer as points. Add up your points.

Friend	Question	Points
	How long have you lived in _____?	
	How long have you played _____?	
	How long have you known _____?	
	How long _____?	
	_____?	
	_____?	
	Total	

Writing Activity

Step 3: Write sentences about your friends.

Ex: John has lived in Tokyo for 5 years.

1. _____.

2. _____.

3. _____.

4. _____.

5. _____.

Class: _____ Number: _____

Name: _____

BINGO

Step 1: Fill out the BINGO card. Interview your friends.






<hr/> <hr/> <hr/>	<hr/> <hr/> <hr/>	<hr/> <hr/> <hr/>
<hr/> <hr/> <hr/>	<hr/> <hr/> <hr/>	<hr/> <hr/> <hr/>
<hr/> <hr/> <hr/>	<hr/> <hr/> <hr/>	<hr/> <hr/> <hr/>

Word Bank

I have eaten sushi	I have played tennis	I have tried snowboarding
I have drank apple juice	I have sang at karaoke	I have seen Kabuki
I have listened to music	I have talked to the teacher	I have been to Osaka
I have visited Mount Fuji	I have finished my homework	I have played a guitar

Guess Who

Step 2: Choose a character. Answer your partner's questions.

	 Ashley	 Nozomi	 Neo	 Seo	 Kumiko
Have you finished your homework yet?	O	O	O	X	X
Have you eaten lunch yet?	O	X	O	O	X
Have you seen the movie yet?	O	O	X	O	O
Have you listened to the song yet?	X	X	X	O	X

Individual Writing Activity

Step 3: Write “have just ...” & “haven’t ... yet” sentences about yourself.

Ex: I have just eaten lunch.

Ex2: I haven't been to Okinawa yet.

1. _____

2. _____

3. _____

Class: _____ Number: _____

Name: _____

Truth or Lie

Step 1: Please write two truths and one lie about yourself.

A. I have _____.

B. _____.

C. _____.

What is the lie?

My Points:

Individual Writing Activity

Step 3: Write sentences about your classmates & yourself.

Ex: Tina has eaten natto once.

1. _____.

2. _____.

3. _____.

4. _____.

5. _____.

6. _____.

Class: _____ Number: _____

Name: _____

Make a Conversation

Step 1: Fill in the blanks. Make a conversation with your partner.

A: _____, are you OK?

B: _____

A: _____

B: _____

A: _____

B: _____

A: _____

B: _____



Word Bank









What's wrong?	I have a ...	I feel sick.	I don't feel well.
You should ...	That's too bad.	fever	see a doctor
headache	I hurt my ...	take some medicine	lie down

Class: _____ Number: _____

Name: _____

What do you call it?

Step 1: Complete the sentences.

Ex:		<p>We call it a _____</p> <hr/> <hr/>	<p>_____ calls it a _____</p> <hr/> <hr/>
1.		<p>We call it a _____</p> <hr/> <hr/>	<p>_____ calls it a _____</p> <hr/> <hr/>
2.		<p>We call it _____</p> <hr/> <hr/>	<p>_____ calls it _____</p> <hr/> <hr/>
3.		<p>We _____</p> <hr/> <hr/>	<p>_____ calls it a _____</p> <hr/> <hr/>
4.		<p>_____</p> <hr/> <hr/>	<p>_____</p> <hr/> <hr/>
5.		<p>_____</p> <hr/> <hr/>	<p>_____</p> <hr/> <hr/>
6.		<p>_____</p> <hr/> <hr/>	<p>_____</p> <hr/> <hr/>
7.		<p>_____</p> <hr/> <hr/>	<p>_____</p> <hr/> <hr/>

Class: _____ Number: _____

Name: _____

English Makes Me Happy



Step 1: Complete the sentences.

Ex: happy English makes me happy.

1. sad _____ makes me _____.

2. scared _____ makes me _____.

3. excited _____.

4. nervous _____.

5. disappointed _____.

6. proud _____.

7. frustrated _____.

8. tired _____.

Class: _____ Number: _____

Name: _____

Let's go shopping!

Step 1: Choose your item. Fill in the blanks for the item, size, color, price.

Word Bank

pants	shirt	sneakers	jeans	dress
glasses	shoes	blouse	skirt	watch
extra-small	small	medium	large	extra-large
white	black	red	orange	etc.
cheap	expensive	dollar	yen	

Example:

Item: a shirt. Size: medium. Color: blue. Price: 15 dollars.

Item: a pair of shoes. Size: 24.5. Color: black and white. Price: 3000 yen.

Your Item:

Item: _____.

Size: _____. Color: _____. Price: _____.



Step 2: Let's write sentences. Use your item, size, color, and price to make sentences:

1. I'm looking for _____
2. Do you have this in a size _____
3. Do you have this in _____
4. It costs _____? That's _____!



Shopping Dialogue

Sample:

A: Hello, welcome to Borderlink Clothing. May I help you?

B: Yes, I'm looking for a new dress.

A: What is the dress for?

B: My birthday party. I think I want a pink dress.

A: Great! What size are you?

B: A medium, I think.

A: Here you are. It's on sale this weekend.

B: How much does it cost?

A: 3500 yen. It's a 40% discount.

B: Wow! That's a good price. I'll buy this one.

A: Thank you. Enjoy your birthday party.



Useful Phrases:

I'm just looking, thanks. →

Could you show me something like this in (size, color). →

Do you have anything (cheaper, more expensive). →

How much is it? →

What (color, size, item) are you looking for? →

How about this one? →

It's a 40% discount →

What is this (item) for? →

Step 2: Let's make a dialogue.

A: _____

B: _____

A: _____

B: _____

A: _____

B: _____

A: _____

B: _____

A: _____

B: _____

A: _____

B: _____



Class: _____ Number: _____

Name: _____

A New Japanese Banana

Now, Japan gets 99% of its bananas from other countries. But, banana farmers in Japan made a new banana that has a skin you can eat. Farmers grow their banana trees at -60°C. Next, they put the trees in 27°C heat. The temperature change makes the tree grow quickly. This makes the skin soft enough to eat!

These new bananas are called “Mongee” bananas. The “Mongee” banana is very sweet. But, they are very expensive. One banana costs 600¥. Soon they will grow more bananas in Japan so the price will go down.

Step 1: Let's read! Find a partner and read the article together.

Step 2: Let's write! Write your thoughts using 3 reaction words..

excited

surprised

shocked

glad

sad

disappointed

Ex.) I was surprised to hear that there is a new Japanese banana.

1. _____

2. _____

3. _____

Step 3: Let's write! Make a dialogue to talk about the article.

Sample:

A: Did you see the article about Japanese bananas?

B: No, I didn't. What is it about.

A: It is about a banana that has skin you can eat!

B: Wow! Really?

A: Yes! I was surprised to hear that too!



Dialogue:

A: _____

B: _____

A: _____

B: _____

A: _____

B: _____

A: _____

B: _____

Class: _____ Number: _____

Name: _____

BINGO

Step 1: Write an original sentence on a strip of paper.
Share your sentence with your classmates.

<p>It is _____ for me to _____</p>	<p>It is _____ _____ _____</p>	<p>_____ _____ _____</p>
<p>_____ _____ _____</p>	<p>FREE</p>	<p>_____ _____ _____</p>
<p>_____ _____ _____</p>	<p>_____ _____ _____</p>	<p>_____ _____ _____</p>

Word Bank

exciting	necessary	boring	easy
difficult	important	interesting	★free choice★
swim 100 meters	read a map	study math	do a speech
do my homework	cook dinner	use a computer	watch TV
go to the beach	get up early	eat natto	★free choice★

Sentence Scramble

Step 2: Look at the words. Write the sentences.

Ex. It is _____ for _____ to _____.

① It is _____.

② _____.

③ _____.

④ _____.

⑤ _____.

⑥ _____.

⑦ _____.

⑧ _____.

Interview Activity

Step 3: Interview your classmates. Write their responses.

Name	O / X

Ex: Is it difficult for you to _____ ?

1. Is it fun for you to _____ ?

2. Is it _____ ?

3. Is it _____ ?

4. _____ ?

5. _____ ?

6. _____ ?

Class: _____ Number: _____

Name: _____

Do you know ... to ...?

Step 1: Complete the BINGO chart. Interview your classmates.

Do you know how to play the piano? Name _____	Do you know where to watch sumo? Name _____	Do you know when to go to Disneyland? Name _____
Do you know when to make a cake? Name _____	Do you know where to find Totoro? Name _____	Do you know how to speak English? Name _____
Do you know when to see cherry blossoms? Name _____	Do you know how to cook spaghetti? Name _____	Do you know where to ride a skateboard? Name _____

Step 2: Use the information from BINGO. Write sentences about your friends.

Ex. Kumiko knows when to ski.

1. _____.
2. _____.
3. _____.
4. _____.

Step 3: Write 3 sentences about yourself.

1. I know _____.

2. _____.

3. _____.

Class: _____ Number: _____

Name: _____

Phone Conversation

Step 1: Please listen to the conversations and circle the new vocabulary words.

Conversation 1

ALT: Hello?

JTE: Hello. This is (name). May I speak with Ayaka, please?

ALT: I'm sorry, you have the wrong number.

JTE: Oh, sorry. Goodbye.

Conversation 2

ALT: Hello?

JTE: Hello. This is (name). May I speak with Haruto, please?

ALT: I'm sorry. He is out. Would you like to leave a message?

JTE: Yes, please. I am calling about the English homework.

ALT: I see. I will tell him when he comes home. He will call you later.

JTE: Thank you.

ALT: You're welcome. Goodbye.

JTE: Goodbye.

Step 2: Make an original phone conversation.

A: _____.

B: _____.

A: _____.

B: _____.

A: _____.

B: _____.

A: _____.

B: _____.

Class: _____ Number: _____

Name: _____

Sentence Scramble

Step 1: Put the words in the correct order to make a sentence.

1. many / is / This / pictures / that / a book / has

2. a movie / This / happy / that / me / makes / is

3. a cat / have / a long tail / I / has / that

4. people / that / is / a song / loved / This / by / is / many

5. a car / America / This / that / made / is / in / was

6. Japan / a kimono / is / worn / This / in / that / is

7. know / ? / Do / that / you / cacao / is / from / made /
the food

3 – Hint Quiz

Step 1: Think of a thing/item. Write 3 hints about it.

Example:

Hint 1: It is something that has 12 pages.

Hint 2: This is something that has 12 pictures.

Hint 3: This is something that has many numbers on it.

What is it? _____

Hints:

1. _____

2. _____

3. _____

Class: _____ Number: _____

Name: _____



A Day at the Zoo



Match the students to the animal and balloon color using the clues below:

- ✧ It is the girls who have purple and yellow balloons.
- ✧ Mike is a boy who does not like green or red.
- ✧ It is a boy who likes giraffes.
- ✧ The boy who has a red balloon does not like pandas or lions.
- ✧ The boy who has a blue balloon does not like giraffes or gorillas.
- ✧ Mike is a boy who does not like green or red.
- ✧ It is a girl who likes pandas.
- ✧ Sakura does not like lions or tigers.
- ✧ Sarah is the girl who does not have a purple balloon.
- ✧ Takuya is the boy who likes lions.
- ✧ It is the boy who likes giraffes that has a red balloon.
- ✧ It is the girl who doesn't have a yellow balloon who likes pandas.

	Panda	Giraffe	Gorilla	Lion	Tiger	Blue	Green	Red	Purple	Yellow
Sarah										
Mike										
Sakura										
Takuya										
Tom										

Write sentences to describe the students using the chart above.

1 . Tom is the boy who likes _____.

Tom is the boy who has the _____.

2. Sarah is the girl who likes _____.

Sarah is the girl who has the _____.

3. Sakura _____.

_____.

4. Takuya _____.

_____.

5. Mike _____.

_____.

Class: ____ Number: ____

Name: _____

Famous Places

Step 1: Match the pictures with the words.

A. ____ which has many famous shrines.

1. Brazil is a country

B. ____ which is famous for the Hawaiian islands.

2. Nara is a city

C. ____ which is famous for The Amazon jungle.

3. Ghibili is a studio

D. ____ which is famous for the Buddha statue.

4. Asakusa is a city

E. ____ which has many famous temples.

5. Kyoto is a city

F. ____ which is famous for many anime movies.

6. The Pacific Ocean is an ocean

Step 2: Make sentences with your matches.

Example: 1. Brazil is a country which is famous for the Amazon jungle.

2. _____

3. _____

4. _____

5. _____

6. _____

Step 3: Write hints about an animal.

My group's animal is _____.

Hint 1: _____

Hint 2: _____

Hint 3: _____

Step 4: Listen to other groups hints and write your answer below.

Group 1:	Group 2:	Group 3:	Group 4:
Group 5:	Group 6:	Group 7:	Group 8:

Class: _____ Number: _____

Name: _____

Make Your Own Quiz

Directions: Make a quiz using “which” or “that” and the answer.

Example:

This is a game which you play with cards.

This is a game that you play with your hands.

Answer: Karuta

Work with your group and make a quiz.

Quiz 1:

Answer: _____

Quiz 2:

Answer: _____

Quiz 3:

Answer: _____

Class: _____ Number: _____

Name: _____

Train Station Directions

Step 1: Practice the conversation with your partner.

A: Excuse me.

B: Yes

A: Could you tell me how to get to Shibuya station please?

B: Sure! First go to platform 2, and then take the Yamanote line to Shibuya station.

A: How many stops is it from here?

B: It is 3 stops.

A: I see. Thank you so much.

B: You are very welcome. Take care.



Step 2: Create your own conversation.

A. Excuse me.

B. Yes.

A. Could you tell me how to get to _____ station please?

B. Sure! First go to platform _____, and then take the _____ line to _____ station.

A. How many stops is that from here?

B. It is _____ stops.

A. I see. _____

B. _____

Class: _____ Number: _____

Name: _____

Who's Doing What? A

Ask your partner questions to fill in the missing information.

The illustrations are arranged in a grid-like fashion within a large rectangular frame. The activities shown are: a boy sleeping at a desk with 'Z's above his head; a girl playing a piano labeled 'Kiki'; a man reading a newspaper labeled 'Hirotaka'; a man cooking at a stove labeled 'Ken'; a boy sitting on a toilet; two people playing ping pong; a man and a woman dancing with musical notes around them labeled 'Karen and Scott'; and a girl writing at a desk with a calendar on the wall and sweat drops around her head.

Write sentences based on the pictures above.

1. _____.

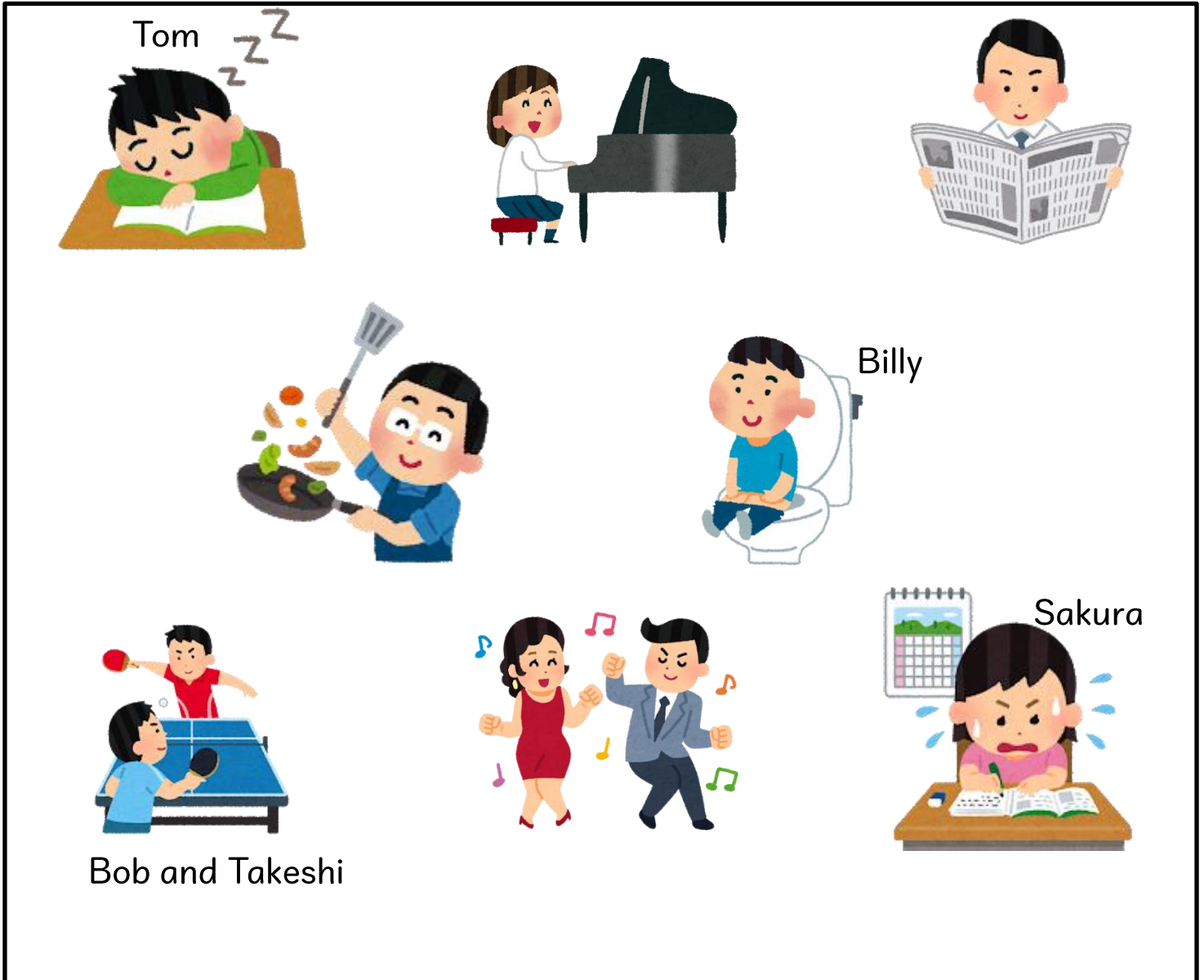
2. _____.

3. _____.

4. _____.

Who's Doing What? B

Ask your partner questions to fill in the missing information.



Write sentences based on the pictures above.

1. _____.
2. _____.
3. _____.
4. _____.

Class: _____ Number: _____

Name: _____

Thanksgiving is a holiday celebrated in Canada.

Step 1: Fill in the blanks.

1. Kurikinton is a _____ on _____.
2. English is _____ in _____.
3. Harry Potter is a _____ by _____.
4. Soccer is a _____ around the _____.
5. Mitsuya Cider is a _____ in _____.
6. America is a _____ that was _____ in _____.

Word Bank

food	world	discovered
1492	movie	drunk
J.K. Rowling	Japan	made
drink	country	created
New Year's Day	used	eaten
sport	played	founded
English		spoken

Write an original sentence:

Class: _____ Number: _____

Name: _____

Show and Tell

Write about an item special to you, and introduce it to the class.

Example:

This is a movie given to me by sister. She bought it in Australia.

This is my favorite movie. It is called OO.

I like it because OO and OO.

Thank you.

Tool Box:

got	brought	made	won
found	borrowed	given	saw
stationery store	shop	amusement park	

Class: ____ Number: ____















Name: _____

Janken Game

rock = 1 space

scissors = 2 spaces

paper = 3 spaces

 <p>buy in Canada</p>	 <p>use at school</p>	 <p>play with my friends</p>	 <p>UFO fly to ...</p>
			 <p>use talk to ~</p>
 <p>earrings receive</p>	 <p>sweater knit in winter</p>	 <p>necklace wear on...</p>	 <p>take on vacation</p>
 <p>car drive everyday</p>			
 <p>trophy won last year</p>	 <p>bike ride to...</p>	 <p>computer buy</p>	 <p>camera take photos</p>

Class: _____ Number: _____

Name: _____



Do you know...? Questions

Step 1: Change the sentences into questions.

1. I know when the concert is.

Do _____ when the concert is?

2. I know what time lunch starts.

3. I know when Christmas is.

4. I know when recess is.

5. I know that new student's name.

6. I know the meaning of life.

Step 2: Put the words in order for each number, and write down the answer. .

(Example)

1. know/is./graduation/I/when

I know when graduation is.

It is in March.

2. Halloween/when/I/is./know

It is _____

3. when/is./my/birthday/know/I

It is _____

4. summer/starts./I/when/vacation/know

It is _____

Class: _____ Number: _____

Name: _____

Make a Conversation

A: What are your plans this weekend?

B: _____

A: Do you want to meet up?

B: _____

A: Let's meet at _____.

B: What time?

A: _____

B: _____

A: _____

B: See you then!



Class: _____ Number: _____

Name: _____

Sentence Order

Step 1: Rewrite the sentences in order.

1. eat / hamburger / can't / it. / This / is / that / so / big

2. chicken / is / This / spicy / so / eat / can't / I / it.

3. it's / famous / store / crowded. / This / is / so / always

4. carry / it / This / is / bag / heavy / so / can't / I

5. me / movie / This / so / it / made / is / sad / cry.

Step 2: Create your own sentences.

1. _____

2. _____

3. _____

Class: ____ Number: ____

Name: _____

Sentence Scramble

Let's Write: Write the Sentences from Sentence Scramble

1. _____

2. _____

3. _____

4. _____

5. _____

6. _____

7. _____

8. _____

Part One: "Bob is too shy to talk."

<p>these pants wear</p> 	<p>too many people station</p> 	<p>young walk</p> 	<p>too tired</p> 		
<p>old live in</p> 	<p>dangerous</p> 	<p>sweet drink</p> 	<p>difficult understand</p> 	<p>sick sleep</p> 	<p>shy</p> 
<p>expensive buy</p> 	<p>scared jump</p> 	<p>touch</p> 	<p>remember too many</p> 		

Make a sentence about each picture with your partner. 1 sentence = 1 point.

Part Two: Fill in the Blanks

Using the word banks fill in the blanks to make a sentence.



Things
house
test
fruits
room
paper

Describe
hungry
small
shy
hard
tired

Do
live in
study
count
talk
finish

1. This _____ is too _____ to _____.

2. I'm too _____ to _____.

3. She is too _____ to _____.

4. This _____ is too _____ to _____.

5. There are too many _____ to _____.

Sentence Scramble Sentences:

1. These pants are too big to wear.
2. There are too many rules to remember.
3. This book is too difficult to understand.
4. Robots are too dangerous to be our friends.
5. I was too tired to run.
6. There are too many people at the station.
7. Bob is too shy to talk.
8. The house is too old to live in.

These	pants	are	too	big
to	wear	There	are	too
many	rules	to	remember	This
book	is	too	difficult	to
understand	Robots	are	too	dangerous
to	be	our	friends	I
was	too	tired	to	run
There	are	too	many	people
at	the	station	Bob	is
too	shy	to	talk	The
house	is	too	old	to
live	in			

Class: ____ Number: ____

Name: _____

Because Info Gap A

Let's Write: Write the Sentences from Sentence Scramble

1. I ate yakisoba yesterday because _____.
2. _____ because I wanted to text my friend.
3. I bought this book because _____.
4. _____ because it's dangerous.
5. I like EXILE because _____.
6. _____ because I am from Japan.
7. I went to the doctor because _____.
8. _____ because it's for old people.

Class: ____ Number: ____

Name: _____

Because Info Gap B

Let's Write: Write the Sentences from Sentence Scramble

1. _____ because I was hungry.
2. I used my cellphone because _____.
3. _____ because I wanted to read it.
4. I don't do skydiving because _____.
5. _____ because they are cool.
6. I speak Japanese because _____.
7. _____ because I was sick.
8. You can't sit there because _____.

Class: ____ Number: ____

Name: _____

Which do you like better, OO or OO?

Step 1: Interview your partner.

Step 2: Record your partner's answer.

1. Which do you like better, fish or steak?

Name: _____ Answer: _____
_____ Why?: _____

2. Which do you like better, summer or winter?

Name: _____ Answer: _____
_____ Why?: _____

3. Which do you like better, baseball or soccer?

Name: _____ Answer: _____
_____ Why?: _____

4. Which do you like better, dogs or cats?

Name: _____ Answer: _____
_____ Why?: _____

5. Which do you like better, rock or jazz?

Name: _____ Answer: _____
_____ Why?: _____

Class: ____ Number: ____

Name: _____

I think OO is more relaxing than OO.

Part A: Circle your answer below. Write the sentences on the line.

more relaxing

reading novels



sketching



more interesting

science



history



more dangerous

riding a motorcycle



riding a horse



better

cooking pizza



buying pizza



better

skiing



snowboarding



better

bringing a lunch



kyushoku



better

eating sushi



eating tonkatsu



better

playing soccer



playing baseball



better

taking a bath



taking a shower



BINGO

Part B: Write you statements in the box._Notes are OK.

Class: ____ Number: ____

Name: _____

What season do you like best?

Step 1: Answer the question using every season.

Ex. I like (OO) the best because _____.

1. What season do you like best? (spring)

2. What season do you like best? (summer)

3. What season do you like best? (fall)

4. What season do you like best? (winter)

Make a Conversation

Step 1: Make a conversation with your partner.

A What season do you think is the best?

B I think _____ is the best season.

A I disagree. I think _____ is better.

B Why do you think _____ is _____?

A Because _____.

A Why do you think _____?

B Because _____.

Step 2: Listen to your group's conversations, and write down everyone's answers.


Name	Season	Reason

Class: ____ Number: ____ Name: _____

You aren't OO, are you?

Step 1: Let's think and say:

Using today's target language, think of a question.



Step 2: Let's Write: Write your questions that you made in Step 1:


1. _____
2. _____
3. _____
4. _____
5. _____
6. _____

Class: ____ Number: ____

Name: _____

Change the Sentence

Step 1: Let's say our guesses. (You weren't playing a game, _____?)



Step 2: Let's guess a different way!

Switch "weren't" and "were" in sentences.

1. _____
2. _____
3. _____
4. _____
5. _____
6. _____
7. _____
8. _____
9. _____

Class: _____ Number: _____

Name: _____

Part One: Find someone who...

signatures



1. Has eaten sushi.

2. Has been to Mt. Fuji.



3. Has eaten pizzaman.



4. Has been to Yokohama.

5. Has eaten kibidango.



6. Has been to South Korea.



7. Has gone surfing.

8. Has won a prize.

9. Has seen the movie Ted.

Part Two: Interview

Step 1: Practice the dialogue below.

A. Hello. May I interview you, please?

B. Yes.

A. How long have you lived in Japan?

B. I've lived in Japan for five years.

A. Wow! Have you ever eaten natto?

B. No. I haven't.

A. Really? It's great!

B. Sounds great.

Step 2: Make questions for your own interview. Please write four questions.

1. _____

2. _____

3. _____

4. _____.

Class: _____ Number: _____

Name: _____

Making Announcements

Attention passengers: Due to strong winds, all trains will stop until it is safe to continue.
 Thank you for your understanding. We will announce an update every 10 minutes.



Step One: Write some notes and ideas for announcements.

Train Delay	Lost Item
Flash Sale	Store closing
Lunch Announcement	

strong winds	cancelled
sale	heavy rain
update	discount

Step Two: Write your announcement:

Attention _____

Class: _____ Number: _____

Name: _____



World Travel



Part One: Take-off

Step 1a: Listen to the announcement. Underline words you did not hear.

“ Ladies and gentlemen, welcome aboard flight 824 with non-stop service from Tokyo to Los Angeles. Please fasten your seatbelts at this time and secure all baggage underneath your seat or in the overhead compartments.

We also ask that your seat and tray is in the upright position for take-off. Please turn off all personal electronic devices, including your phones and laptops. Smoking is prohibited for the duration of the flight.



Thank you for choosing Borderlink Airlines. Enjoy your flight.”

Step 1b: Listen to the announcement again. Write down words you do not know.

Lesson 37

Class: _____ Number: _____ Name: _____
"Ladies and gentlemen, we will now begin our meal service."

Part Two: Meal Service

Step 2: Choose a food item from the menu, and write it on the lines.
Read and practice with a partner.

A. Which meal would you like; chicken or beef?

B. Pardon? One more time, please.

A. We have chicken and rice or beef and pasta.

B. I'll have the _____, please.

A. And what would you like to drink?



B. What do you have to drink?

A. We have water, tea, coffee, coke and juice.

B. I'll have a _____ please.

A. Here you are.

B. Thank you.



Class: _____ Number: _____

Name: _____

Part Three: Landing

Step 3: Listen and fill in the missing information on your worksheets.

“Ladies and gentlemen, we are now prepared for our _____ in
 Los Angeles. The local time is _____ and it is a warm and _____ 81
 degrees.

For your safety and comfort, please stay seated with your _____
 _____, until the Captain turns off the ‘fasten seat belt’ sign. Please check
 _____ around your seat for any _____ you may have brought on
 board with you, and please use caution when opening the overhead
 _____, as heavy articles may have shifted during the flight. On
 behalf of _____
 _____, I’d like to _____ for
 joining us on this trip. We are looking forward to seeing you on board
 again in the near future.”



Class: _____ Number: _____

Name: _____

Part Four: Passport Check

Step Four: Read and practice with a partner..



A. Show me your passport please.

B. Here you are.

A. What's the purpose of your visit?

B. Sightseeing.

A. How long are you going to stay?

B. One week.

A. Where will you be staying?

B. At the Hyatt Hotel (in the city).

A. Enjoy your stay.

Lesson37

Class: _____ Number: _____

Name: _____

B. Thank you.



Class: _____ Number: _____

Name: _____

My School Trip

Step 1: Let's Think! Write notes to answer the questions below.

When did you go?

Where did you go?

Who did you go with?

What did you (do, eat, buy) there?

What did you enjoy the most?


What did you think about it? Why?

TOOLBOX

temple / shrine	museum	at night
tour	Tokyo Skytree	before / after
hotel	amusement park	souvenir
memory	adventure	

Step Two: Let's Write! Please write at least seven sentences.

My School Trip



Class: _____ Number: _____

Name: _____

Internet Slang and Messages

Part One: Can you guess what this is? Circle the slang you like!

1. LOL		6. lit 🔥	
2. IDK		7. doggo	
3. IMO		8. big mood	
4. BRB		9. salty	
5. PPL		10. SMH	

More slang:

JHS = Junior High School

THX = Thanks

FYI = For your information

TTYL = Talk to you later

LMK = Let me know

IYDMMA = If you don't mind me asking

YOLO = You only live once

Congrats = Congratulations

Part Two: *SPEED READING*

Invitation



Dear Grandpa,

How are you? I'm graduating Borderlink JHS next month.

I would be really happy if you came to my graduation ceremony.

It has been a long time since I saw you.

FYI I've already put you down on the list.

And you don't need to wear a suit.

Love,
Kumi <3

Congratulation message



Hey Donna!

Congrats! You passed the exam! 😊

BTW I knew that you would pass, had no doubt. ;)

I still haven't got my exam results back yet.

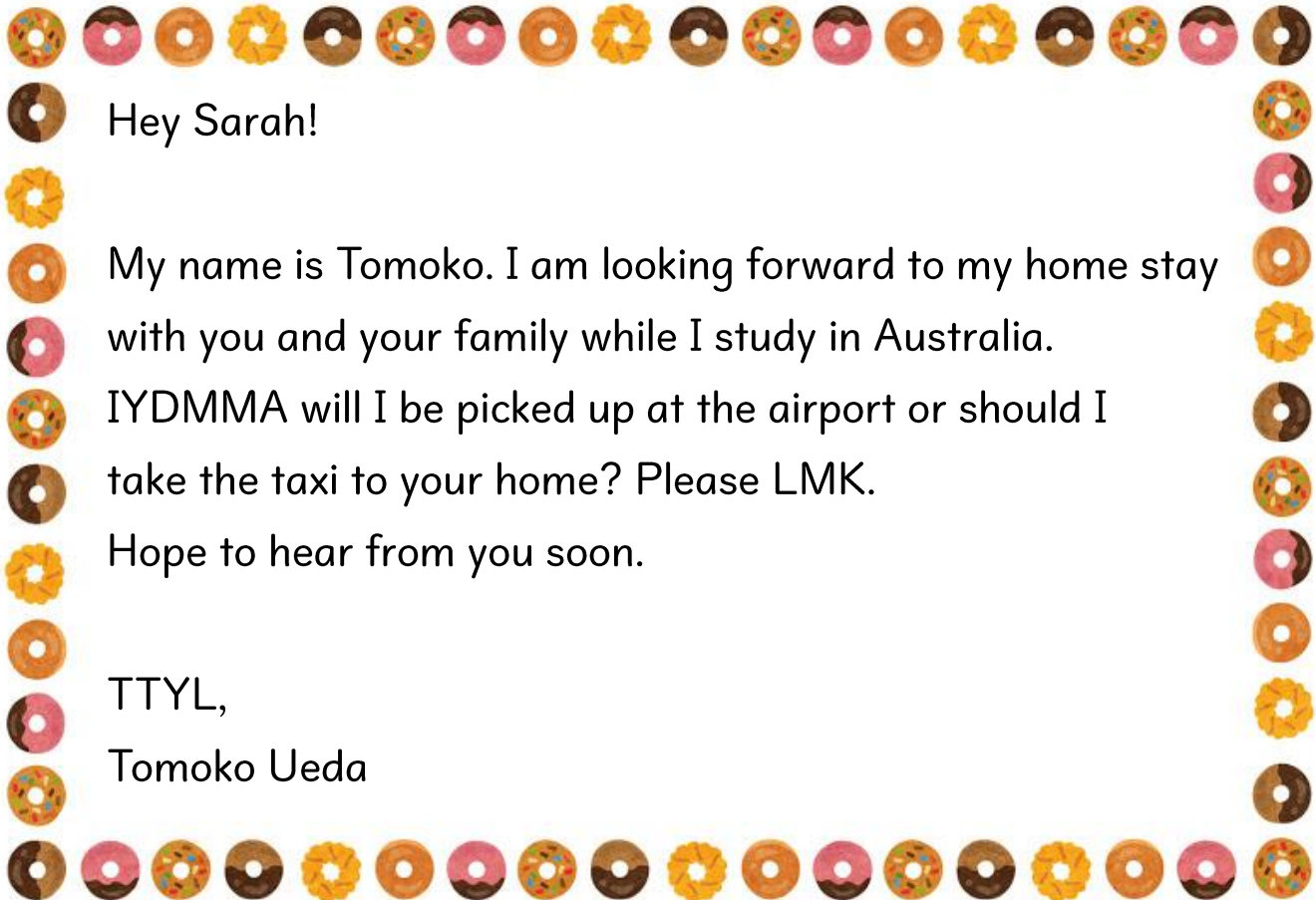
IMO the exam was pretty easy.

But we will probably go to the same high school BFF!

Love ya <3

Alexis

Self Introduction



Part Three: Write a message to your friend!


- 1) Congratulation e-mail.
- 2) An invitation e-mail.
- 3) Question e-mail.

Don't forget!

- ✧ Greeting (Hey, Hi, Hello, What's up?)
- ✧ 3 slang words (LOL, IMO, lit, doggo)
- ✧ Signature/name
- ✧ The date

Class: ____ Number: ____

Name: _____

A large rectangular box with a black border, containing ten horizontal blue lines spaced evenly for writing.

(Answers for the teachers)

1. LOL	Laugh out loud	6. lit	cool, awesome
2. IDK	I don't know	7. doggo	dog
3. IMO	In my opinion	8. big mood	"I understand"
4. BRB	Be right back	9. salty	"I'm a bit upset"
5. PPL	People	10. SMH	Shaking my head

Class: _____ Number: _____

Name: _____

Let's write a graduation message for your class poster.

Please use the space below to make notes

(Write your final message in the sakura box!) →

